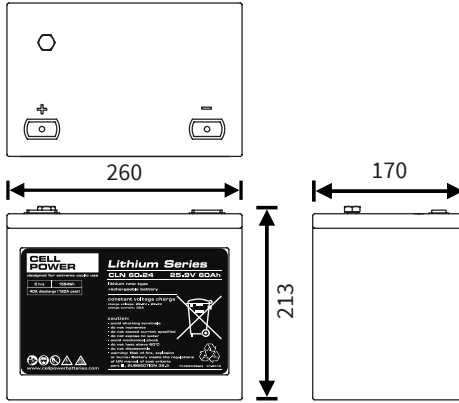


CLN 60-24

Cyclic Lithium battery (1800 cycles)



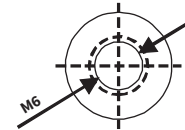
Dimensions (mm)



Certifications



Standard terminal



M6 Insert

Typical applications

- High power electric vehicles
- Mobility scooters
- Electric wheelchairs
- AGV
- Medical equipment
- Solar energy
- Golf trolleys
- Electric boating
- Cleaning machines

Features

- Active BMS protection
- Lithium technology
- Maintenance free
- Durable ACCS housing
- Parallel connection only
- Produced under ISO 9001 & ISO 14001
- UN38.3 & IEC 62133:2017 certified

Nominal voltage	25.9 V
Nominal capacity (25°C)	60 Ah
Nominal capacity (0°C)	≥51 Ah
Nominal capacity (-10°C)	≥42 Ah
Internal resistance	≤15mΩ (fully charged)
Self discharge	less than 4% per month
Charge temperature range	-10°C ~ 45°C *
Discharge temperature range	-20°C ~ 60°C
Charge voltage	29.2 V ~ 29.4 V
Max. charge current	30 A
Max. constant discharge current	40 A
Max. pulse discharge current	120 A (Max. 30 sec)
Energy	5Hr: 1554Wh
Cut-off voltage	21 V
Standard terminal	Insert M6 (5.5 Nm torque)
Housing material	Anti Corrosion Coated Steel (ACCS)
Dimensions Length	260 mm
Dimensions Width	170 mm
Dimensions Height	213 mm
Approximate Weight	16.0 kg

*: Charge temperature range -10°C ~ 0°C: limit current to <0.1C

Compared to AGM

- **3x** Better cyclic performance
- **3x** Faster charging
- Just **30%** of the weight
- Just **50%** of the size
- Better suited for high current / high drain applications
- Lower costs per cycle
- Longer travel range

Recommended

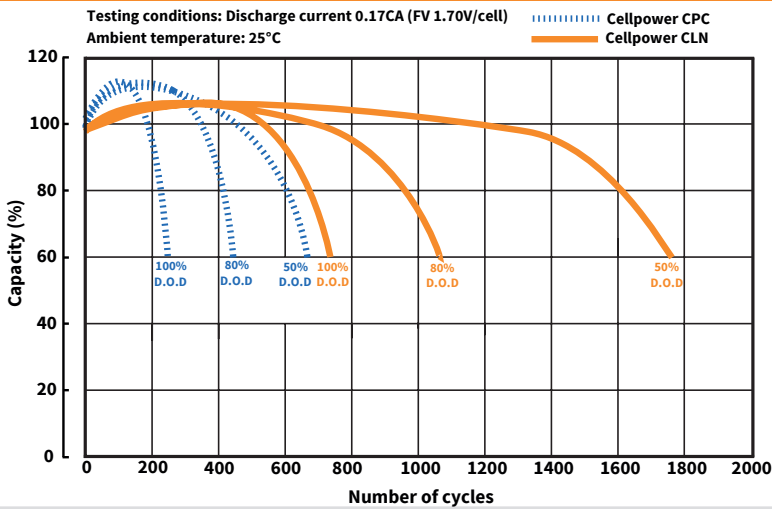
Having the right battery is often just the beginning. Optimal use of a battery requires having a good battery charger, so that the user can be sure that their battery is always optimally charged and has maximum lifespan.

Cellpower offers various intelligent battery chargers, as well as battery testers, battery monitors and battery guards. All designed to easily monitor the battery quality and make sure the battery remains in the best condition possible.

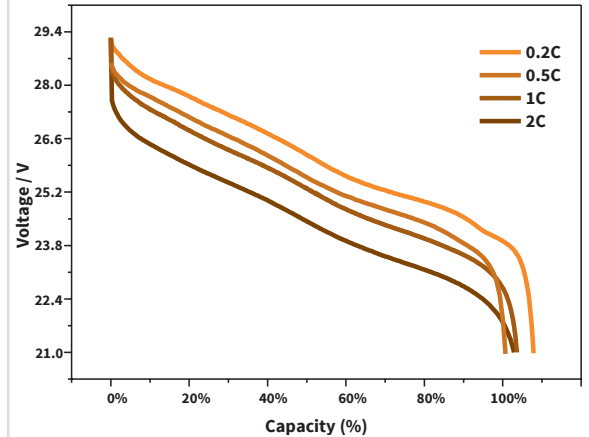


Recommended for CLN 60-24: CCL 24-12 battery charger

Cycle service life in relation to depth of discharge



Discharge characteristics curves



Comparison between CLN 60-24 and similar sized batteries

Model	Technology	Cycles	Voltage	Capacity (Ah)	Dimensions (mm)	Weight (kg)
CLN 60-24	Lithium	1800	25.9	60	260x170x213	16.0
CPC 75-12LW	AGM	600	12.0	75	260x170x207	24.4
CPC 90-12	AGM	600	12.0	90	306x169x215	29.0
CPX 63-12	AGM	800	12.0	63	275x171x188	20.7
CPX 80-12	AGM	800	12.0	80	260x168x215	25.5
CPX 100-12	AGM	800-1000	12.0	100	261x169x216	26.2
CPG 55-12	GEL	1000	12.0	55	229x138x214	16.8
CPG 75-12	GEL	1000	12.0	75	260x168x214	23.0

Models available

Model	Voltage	Capacity (Ah)	Dimensions (mm)	Weight (kg)
CLN 40-24	24	40	198x166x179	11.0
CLN 60-24	24	60	260x170x213	16.0
CLN 70-24	24	70	330x171x220	18.6

Cellpower family

Cellpower supplies a broad range of reliable AGM, GEL and Lithium batteries. Each product series has its own unique characteristics, so that there is a suitable battery for every application with its associated specific usage profile. Combined with the right Cellpower battery accessories, you are able to assemble a high-quality and reliable battery system.



Battery Management System (BMS) data

Charging voltage	29.2V ~ 29.4C CC/CV
Balancing current	84mA
Standby current consumption	≤20 μA
Max. continuous charge current	80A
Max. continuous discharge current	80A
Highvoltage protection	29.96V ±0.1V
Highvoltage delay time	0.5-2 Sec
Highvoltage recovery	28.7V ±0.1V
Lowvoltage protection	21.0V ±0.1V
Lowvoltage delay time	10ms-200ms
Lowvoltage recovery	21.0V ±0.1V
Overcurrent protection	200 ±30A
Overcurrent delay time	5ms-20ms
Recovery mode	Disconnect load, auto recovered
Short-circuit protection	200-500us
Recovery mode	Disconnect load, auto recovered
Overtemperature protection cell	60°C, 1 measuring point
Overtemperature protection BMS	90°C, 1 measuring point
Protection circuit (MOSFET)	≤30mΩ
Operating temperature range	-40°C ~ 85°C
Storage temperature range	-40°C ~ 125°C