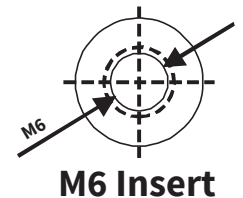
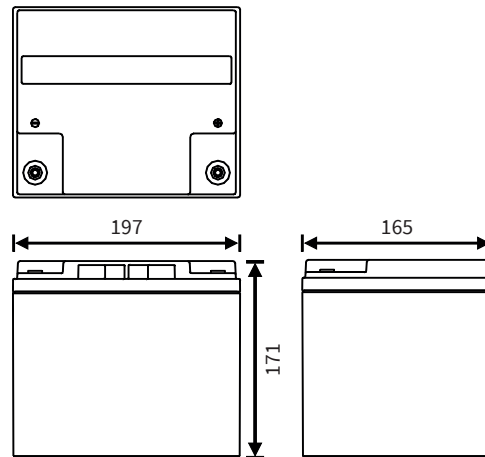


CPX 50-12

Extreme cyclic AGM battery (800 cycles)

Dimensions (mm)

Standard terminal



Typical applications

- Electric vehicles
- Mobility scooters
- Electric wheelchairs
- AGV and warehouse equipment
- Medical equipment
- Solar energy
- Recreational vehicles
- Marine

Features

- Valve Regulated Lead Acid (VRLA)
- Maintenance free
- Absorbent Glass Mat Technology (AGM)
- Low self discharge
- Designed for extreme cyclic use
- Can be discharged or stored in any position without leakage
- Battery cannot be charged while upside down
- Produced under ISO 9001 & ISO 14001

Nominal voltage	12 V
Nominal capacity (1.70V/c, 25°C)	20Hr: 50.2 Ah
	10Hr: 47.7 Ah
	5Hr: 47.2 Ah
	2Hr: 39.4 Ah
Internal resistance	≤6mΩ (fully charged)
Maximum charge current	15 A
Maximum discharge current	750 A (max. 5 sec)
Number of cycles	800 (50% D.O.D.)
Float use / cycle use	13.5 - 13.8V / 14.4 - 15.0V
Charge temperature range	0°C ~ 40°C
Discharge temperature range	-20°C ~ 50°C
Standard terminal	M6 Insert (5.5 Nm torque)
Housing material	ABS (UL 94-HB)
Dimensions Length	197 mm
Dimensions Width	165 mm
Dimensions Height	171 mm
Approximate Weight	16.5 kg
Packing	1 pcs / box

Classified as

- Non-spillable goods by:
IATA, FAA, ADR and IMDG
- Non-dangerous goods by:
IATA, FAA, ADR and IMDG

Built to comply with

- IEC 61056-1
- JIS C 8702-1
- GB/T 19639.1

Recommended

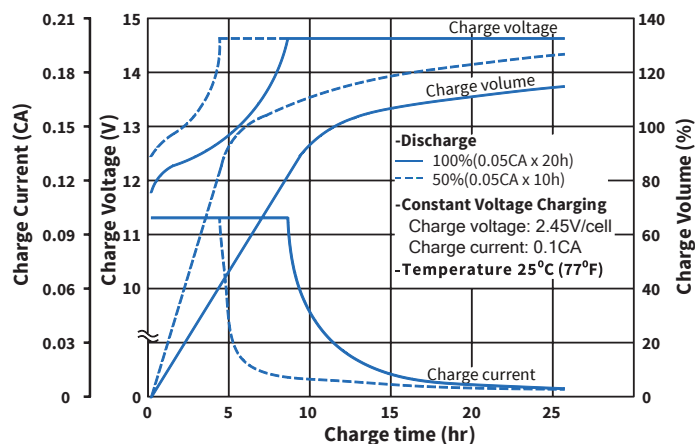
Having the right battery is often just the beginning. Optimal use of a battery requires having a good battery charger, so that the user can be sure that their battery is always optimally charged and has maximum lifespan.

Cellpower offers various intelligent battery chargers, as well as battery testers, battery monitors and battery guards. All designed to easily monitor the battery quality and make sure the battery remains in the best condition possible.

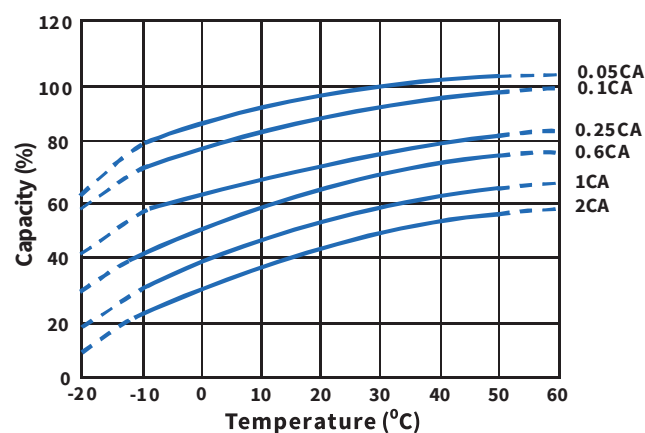


Recommended for CPX 50-12: L CP 12-6 battery charger

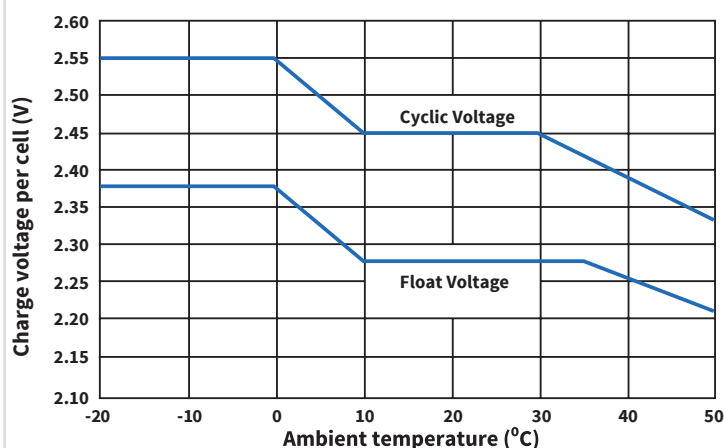
Charge characteristics



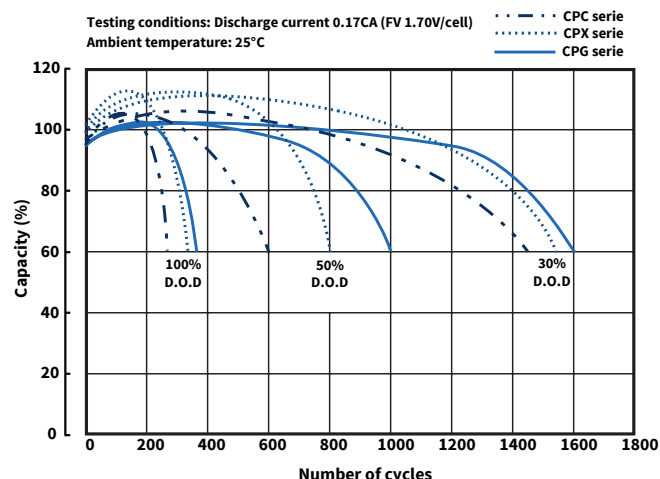
Capacity in relation to temperature



Charging voltage in relation to temperature



Cycle service life in relation to depth of discharge



Models available

Model	Voltage	Capacity (Ah)	Dimensions (mm)	Weight (kg)
CPX 20-12	12	20	181x76x166	6.45
CPX 26-12	12	26	175x166x125	9.60
CPX 33-12	12	33	195x129x168	11.50
CPX 45-12	12	40	199x166x170	13.90
CPX 50-12	12	50	197x165x171	16.50
CPX 60-12	12	60	260x168x180	21.50
CPX 63-12	12	63	275x171x188	20.70
CPX 75-12	12	75	261x166x171	20.00
CPX 80-12	12	80	260x168x215	25.50
CPX 100-12	12	100	261x169x211	26.00
CPX 115-12	12	115	329x172x210	32.50
CPX 125-12	12	125	331x172x215	32.50

Cellpower family

Cellpower supplies a broad range of reliable AGM, GEL and Lithium batteries. Each product series has its own unique characteristics, so that there is a suitable battery for every application with its associated specific usage profile. Combined with the right Cellpower battery accessories, you are able to assemble a high-quality and reliable battery system.

The sealed, maintenance-free AGM lead battery type has a long operational lifetime. When used correctly, the Absorbent Glass Mat (AGM) technology offers dependable, lasting service. Additionally, AGM batteries exhibit very little self-discharge when compared with other lead-acid batteries. Sealed lead-acid batteries require low maintenance and do not need to be refilled with water or other liquids.

